




Oakley Infant School

Welcome to the Year R Information Evening

Outline of evening

- Welcome and Introductions
- Organisation of Early Years
- The School Day – Routines
- School Uniform
- School Readiness
- Transition Arrangements
- Other Information
- Parent Partnership



The School day

Routines

Apple Class come into school and exit through the year R playground



Cherry Class come into school through the link way door next to Sycamore Class and exit through the door onto the main playground



They hang their coats and P.E. bags on named pegs in their cloakroom



Reading folder into named cubby hole



Water bottle into tray



School Uniform


- Grey skirt, pinafore, trousers, white polo shirt, shorts, green gingham dress, cardigan or sweatshirt, white / grey socks or green / grey tights
- Extras – fleece / sun hat
- School shoes – no trainers or open toed sandals
- Pair of wellies to leave in school



School Uniform


P.E Kit

- Green shorts
- White T-shirt
- Trainers
- Socks
- Joggers and sweatshirt
- Drawstring bag
- No piercings




School Readiness

- Personal hygiene
- Feeding themselves
- Dressing and undressing
- Listening
- Recognising name
- Routines



Transition Arrangements

- Pre-school Library- open until the end of term- 21 July
- Five story times
- Parent workshop
- School Readiness Workshop- 6 July
- Start 5 September
- Chatterbox
- Curriculum evening - October 2023



Other Information

- The School Office
- Communications
- Payments
- HC3S
- School Delivery Service
- Contact Details
- Collecting Children
- Absence/holidays- safeguarding
- After School Clubs



Parent Partnership Friends



The next 12 weeks

- Share story books and say rhymes
- Talk to your child
- Get out and about
- Independence skills
- Enjoy them!

