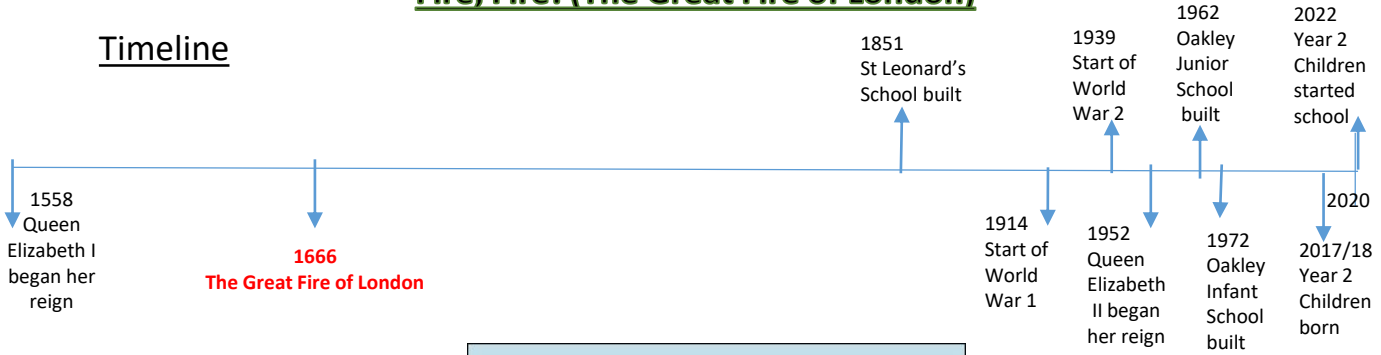
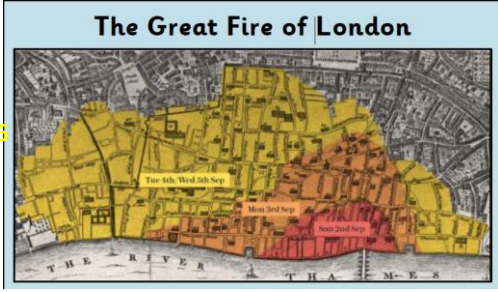


# Year 2 – History Autumn 2 Fire, Fire! (The Great Fire of London)

## Timeline



**Sunday 2<sup>nd</sup> September 1666**  
**Monday 3<sup>rd</sup> September 1666**  
**Tuesday/Wednesday 4<sup>th</sup>/5<sup>th</sup> September 1666**



<p><b>2nd September 1666</b> A fire starts in Thomas Farriner's bakery on Pudding Lane. As news of the fire spreads, people run to escape its path.</p>	<p><b>3rd September 1666</b> Fire-fighters try to tackle the fire but it spreads quickly. People carry their possessions to safety using a horse and cart or boats on the River Thames.</p>	<p><b>4th September 1666</b> Houses are pulled down in an attempt to stop the fire spreading. St. Paul's Cathedral is destroyed.</p>	<p><b>5th September 1666</b> The fire starts to burn more slowly as the wind dies down.</p>	<p><b>6th September 1666</b> The fire is finally under control and put out. People are left homeless.</p>
---	---	--	---	---

### Key People

- **Thomas Farriner** – An ember from one of Thomas' bakery ovens ignited some nearby firewood. The fire quickly spread around the room and to other buildings.
- **Samuel Pepys** – One of the reasons we know about the fire is because Samuel wrote about it in his personal diary.
- **King Charles II** – After the fire he made a decree that houses should be built further apart and built of stone not timber.

### Key Vocabulary

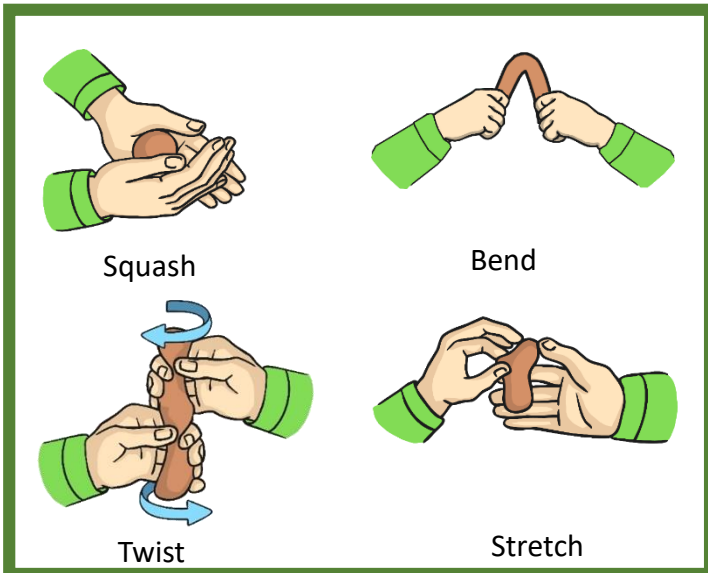
<p><b>Bakery</b> – Where bread and cakes are made &amp; sold.</p>	<p><b>Parliament</b> – a group of people that make laws for the country.</p>
<p><b>River Thames</b> – Many people got on boats to escape the fire.</p>	<p><b>Memorial</b> – something created to help people to remember an event or person.</p>
<p><b>Diary</b> – A personal account of life's events.</p>	<p><b>Flammable</b> – Something that burns easily.</p>
<p><b>Fire-break</b> - When buildings are destroyed to make a gap so the fire can't spread.</p>	<p><b>St Paul's Cathedral</b> - A Christian building razed to the ground in the fire and rebuilt using designs by Sir Christopher Wren</p>



# Year 2 – Science Autumn 2

## Fire! Fire!

- There are many different materials that have different properties. These properties can often be measured.
- Materials that have similar properties are grouped into metals, rocks, fabrics, wood, plastic and ceramics (including glass).
- The properties of a material determine whether they are suitable for a purpose e.g. could you use a chocolate toaster?



### Some common properties of materials.

Word	Definition
Transparent	Light can easily pass through it.
Translucent	Some light will pass through it.
Opaque	Light will not pass through it.
Absorbent	Takes water (or another liquid) into it.
Flexible	Can be bent and twisted without breaking.
Strong	It is not easily broken or changed.
Waterproof	Keeps water out. It keeps things dry.

### Common materials and their uses

Glass		Transparent so good for making windows.
Plastic		Waterproof so perfect for raincoats.
Fabric		Absorbent so great for making towels.
Wood		Strong so often used for tables and chairs.

### Key vocabulary

Word	Definition
Physical force	When objects touch, making them move in some way.
Suitability	having the <b>properties</b> which are right for a specific purpose.
Properties	what a <b>material</b> is like and how it behaves (soft, stretchy, waterproof).