















| | | | | |
|---|---|---|--|--|
| <p>English Practise handwriting, phonics and spellings. Using the text 'The Lighthouse Keepers Lunch' to continue to work on writing sentences and re-read what we have written to check that it makes sense. Story writing and sequencing sentences to form short narratives.</p>  | <p>Maths We will be starting multiplication and division including making and sharing equal groups. Introducing half and quarter fractions. We will be expanding our knowledge of place value to 100.</p>  | <p>Science Explore and plant seeds. Investigate and describe the basic structure of plants and examine what they need to grow. Re-visit and explore seasonal changes to our class tree and record the outside weather and temperature comparing results.</p>  | <p>Geography To locate the 4 countries of the United Kingdom and know the capital city of each country. To recognise the flag and key landmarks of each country and talk about some of the characteristics.</p>  | <p>Computing Use the internet as a research tool. To create and debug simple programs. To follow precise instructions</p>  |
| <p>RE Looking at special places and how they relate to our lives and those of others.</p>  | <p>PSHE JIGSAW – Relationships To explain why we have special relationships with some people and how these relationships help us feel safe and good about ourselves. In addition, look at how these qualities help our relationships.</p>  | <p>Art To use colour, pattern and line to create a watercolour painting in the style of William Morris. To look at the work of William Morris compared with Orla Kiely and Cath Kidston, describing the similarities and differences making links to their own work.</p>  | <p>PE Games Develop ball skills and participate in games.</p> <p>Gymnastics Learn to travel, balance and jump safely on and off equipment and apparatus. To work collaboratively to create sequences.</p>  | |
| <p>Music Share classical music and explore famous composers.</p>  | | | | |
| <p>Please support your child at home with their daily reading, and other homework. PE days: Tuesday and Thursday Talking homework: a new activity will be given out every Monday</p> <div style="display: flex; justify-content: space-around; align-items: center;">   </div> | | | | |

Wish you were here



Year 1 Summer Term 1 2024 This half term we will:

Year 1 - Geography Summer Term 1 Wish you were here.....



- The United Kingdom is made up of England, Scotland, Wales and Northern Ireland
- **England:** England is the largest country in the UK. London is the capital city.
- **Scotland:** Scotland is a country in the north of the UK. Edinburgh is the capital city.
- **Northern Ireland:** Northern Ireland is the smallest country in the UK. Belfast is the capital city.
- **Wales:** Wales is in the west of the UK. Cardiff is the capital city.
- The seas surrounding the United Kingdom are called the North Sea, the English Channel and the Irish Sea.

Key vocabulary

| Word | Definition |
|-------------------|---|
| Town | Where people live and work. There are shops, sports centres and schools. It is bigger than a village but smaller than a town. |
| City | A large town. Winchester and London are cities. |
| Capital City | The main city in a country, usually where the Government is. |
| Village | A group of houses, smaller than a town and often in the countryside. |
| Island | An area of land surrounded by water. |
| Countryside | Land that is not in towns or cities. Sometimes there are villages. It has lots of farmland and often has woodland. |
| Ocean | A large area of water. |
| Physical Features | Natural features such as grass, trees or a pond. |
| Human Features | Made by humans such as the school, houses or playground. |

Article 7:
The Right to a name and nationality.



The United Kingdom



The flag of the United Kingdom is made up of each of the four flags above and is called the Union Jack.

Year 1 - Science Summer Term 1 Wish you were here.....



Key knowledge about plants:

- Plants grow from seeds
- Roots grow beneath the soil, the stem, leaves and flowers grow above.
- Flowers make seeds to make more plants (reproduce)
- We can eat some plants, but some are dangerous to eat.
- Plants need light, water and warmth to grow and survive.

Key vocabulary

| Word | Definition |
|--------------|---|
| Seed | A seed is the part of a seed plant which can grow into a new plant |
| Plant | A living thing that grows in one place such as an oak tree, a sunflower or a tomato plant. |
| Root | The part of a plant that acts as an anchor, fixing the plant into the ground. They also absorb water and minerals to help the plant to grow. |
| Stem | The part of the plant that grows above the ground. The leaves and flowers grow from it. The stem is also used to transport water and food around the plant. |
| Leaves | A plant's leaves absorb sunlight and turn it into energy that the plant uses to grow. |
| Wild plant | A wild plant seed grows where it falls. It doesn't need to be care for or planted. |
| Garden plant | Plants that people choose to grow in their gardens. |
| Weed | Wild plants that grow in places where people don't want them. |

Article 24:
The Right to nutritious food.

