







Food Glorious Food!

Year 1 Summer Term 2 2025

This half term we will:

<p>English</p>  <p>Practise handwriting and spellings. Through the story Splash we will continue to focus on correct sentence structure and punctuation. We will also use adjectives and conjunctions in our writing.</p>	<p>Maths</p> <p>Secure knowledge of place value to 100. Learn about fractions focusing on halves and quarters of shapes and amounts.</p> <p>Identify and name coins and understand their value.</p> <p>Explore the concept of time and related vocabulary and begin to tell the time to O'clock and half past the hour.</p>	<p>Science</p> <p>Learn to understand the characteristics of a variety of animals and how they have adapted to their environment.</p> <p>Investigate the five senses and explore how they work in everyday life.</p>	<p>Geography</p> <p>Identify where food comes from. Compare local shops and supermarkets explore the origin of foods from the local area and further afield, to include the UK, Europe and Africa We will use maps, atlases and the globe and recap on the countries and capital cities of the UK and look at the continents of Europe and Africa.</p>
<p>Games:</p> <p>This term, children will explore inspirational sporting role models in a unit led by Miss Fawcett. They will learn what made these athletes successful, how they reflect our school's learning values, and how they overcame challenges related to protected characteristics such as gender, disability, and age.</p>	<p>Music</p> <p>Learn about duration and how long and short sounds are. Thinking also, about beat and rhythm</p>	<p>PSHE - Changing Me</p> <p>To understand life cycles and how living things change over time. To talk about how we have changed and new things we have learnt.</p> 	<p>RE</p> <p>Identify and investigate a variety of symbols.</p> 
<p>Homework:</p> <ul style="list-style-type: none"> Talking homework Phonics overview Mathletics Bug Club 	<p>P.E Days - Tuesday and Thursday</p> <p>Library day - Tuesday</p>	<p>Events</p> <p>Hillier's Trip - 4th June</p> <p>Class photos - 10th June</p> <p>Inset Day - 27th June</p> <p>End of Term - 22nd July</p>	

Please support your child at home with their daily reading, weekly phonics, Mathletics, Bug Club and talking homework. Any research your child can do - talking to family, visiting the library, using the internet to find out more about our topics will be enthusiastically received at school.

Year 1 - Geography Summer 2 Food Glorious Food

- Globes, atlases and maps are used to find out where countries are in the world.
- A map is a drawing of an area.
- Maps can show the countryside, a town, a country or even the whole world.
- An atlas is non-fiction book of maps.
- A globe is a model of the world showing all of the countries, continents and oceans. It is a sphere.
- Food can be produced on a farm or in a factory nearby or a long way away in a different country on the other side of the world.

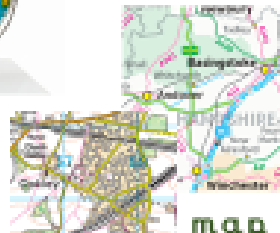
Key vocabulary

Word	Definition
ocean	A large area of water
port	A town or city where ships unload.
harbour	A place on the coast where ships or boats can moor up.
factory	A building where things or food are made.
farm	Land and buildings, used for growing crops and rearing animals.
village	A group of houses, smaller than a town and often in the countryside.
town	Where people live and work. There are shops, sports centres and schools. It is bigger than a village but smaller than a city.
city	A large town. Winchester and London are cities.
country	A country is land that has its own government, rules and laws
continent	Is a group of countries, normally formed as one piece of land.

Article 24: The Right to nutritious food.



globe



map



atlas



Year 1 - Science Summer 2 Food Glorious Food

Key knowledge about animals including humans.

- Animals have different features and characteristics and this affects how they move.
- Humans are mammals and they share similar characteristics.
- Animals including humans use their senses to detect and identify food.

Our 5 Senses

<p>Hearing</p>	Your ears let you listen to all the things around you.	<p>Taste</p>	Your sense of taste comes from your tongue. You can tell if something tastes bitter or sweet.
<p>Touch</p>	Your skin gives you the sense of touch. You can tell if something is warm, cold, smooth or rough.	<p>Smell</p>	You smell using your nose. It can tell if things smell nice or not nice.

Sight



Your eyes let you see all the things around you.

The Structure of Animals

