










Our Toy Story – Who owns a toy like this?

Year 1 Autumn Term 2 2025

This half term we will:



<p>English</p> <p>To explore the story of 'The Magnificent Thing' by Ashley Spires. Practise handwriting and phonics and apply these when writing. Explore non-fiction and write our own information text. Listen to and enjoy poetry and create our own.</p> 	<p>Maths</p> <p>Explore addition and subtraction within 10. To understand place value to 20 and recognise and compare numbers using knowledge of tens and ones. To begin to identify 2D and 3D shape.</p>	<p>Science</p> <p>To identify different materials and investigate the properties. To talk about how materials might or might not be used for a specific purpose.</p>	<p>History</p> <p>To look at, discuss and compare old toys and modern toys. To begin to understand chronological order and place old and new toys on a timeline. To introduce the term 'Evidence' and explore the idea of continuity where children play with the same toy over generations e.g., Lego and dolls.</p> 
<p>Jigsaw PSHE</p>  <p>'Celebrating difference'</p> <p>To talk about similarities and differences between people and know that 'It's ok to be different'. To explore developing friendships. To understand what is bullying and what to do if you feel unhappy.</p> 	<p>Music</p> <p>Explore instruments making different sounds and know that the way they can be played creates ideas and moods. Following the music unit, the children will be learning the songs for their Christmas performance.</p>	<p>Art</p> <p>To make a coil pot using clay.</p>  <p>DT</p> <p>To design, make and evaluate a new toy. To explore and use mechanisms such as wheels and axels in their product.</p>	<p>Computing</p> <p>To understand what technology is and how it can help us. To use a computer programme to create a picture using a trackpad on a laptop. To be able to save and re-open work.</p>  
<p>Religious Education (RE)</p> <p>To find out about angels; what they mean to different people and their significance in The Christmas Story.</p> 	<p>Physical Education</p> <p>Gymnastics: To understand the five basic shapes and explore different ways of travelling Games: Learn to dribble and pass a ball accurately, defend the ball and shoot with accuracy. Learn to play fairly and engage in a game of sport.</p>	<p>Events</p> <p>Odd Sock Day- 14th November Non School Uniform Day & Christmas Fayre – 28th November Christmas shopping and Christmas jumper day – 16th December Children's Treat – 17th December Last Day of Term – 19th December</p>	

Please support your child at home with their daily reading, weekly phonic word practice and other homework including talk homework.

PE days: Tuesday and Thursday

Library days: Tuesday

Talking homework: a new activity will be given out every Monday

Spellings: Given out on Friday for a quiz the following week.

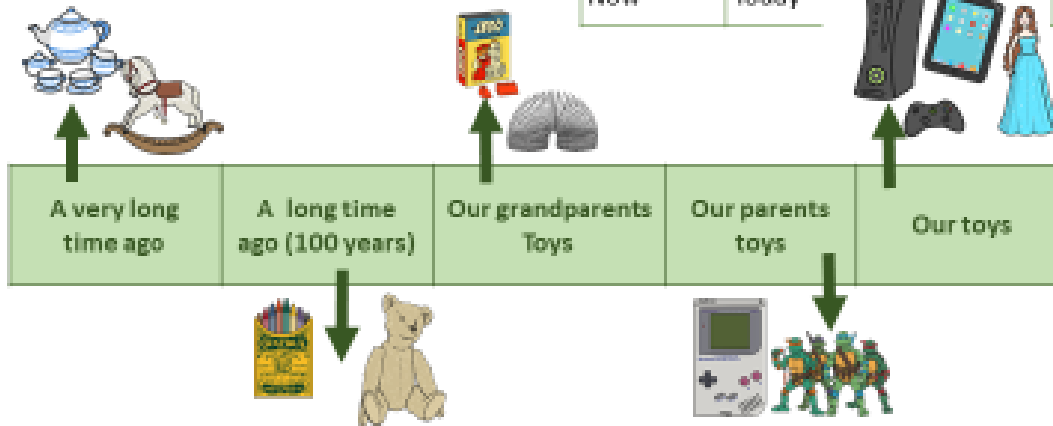
Year 1 - History Autumn 2

Learning about the past.

Key Ideas

- History is the study of past events.
- Looking at what a toy is made from can help work out how old it is.
- Children have always played with toys for 100s of years.

Key vocabulary	
Word	Definition
Old	Belonging to the past
Modern	Present (now) or recent times
Present	Happening now.
Past	Happened before. This could be yesterday or years ago.
Then	Before today
Now	Today



Old toys were often made of wood.



Modern (new) toys are often made of plastic.



Old toys were mechanical or moved by hand.



Modern (new) toys use batteries or electric.



Old toys were usually made by hand.



Modern (new) toys are usually made by machines.



Year 1 – Science Autumn 2

Exploring Materials

Key Ideas

- Materials have different properties.
- Materials can be grouped together based on their properties into metals, fabrics, wood, paper, plastic and ceramics (including glass).
- Materials might or might not be used for a specific job.

Materials



Some common properties of materials.

Word	Definition
Smooth	Objects that have no lumps or bumps.
Rough	Objects that feel and look uneven or bumpy.
Hard	Not easily broken or bent
Soft	Easy to cut, fold or change the shape of.
Squash	Crush something so that it becomes flat or a different shape.
Shiny	Reflects light easily.
Dull	Doesn't look bright or shiny.
Waterproof	Keeps water out. It keeps things dry.
Not waterproof	Lets water in.

Key vocabulary

Word	Definition
Properties	A way to describe things.
Material	What something is made from.
Purpose	The reason why something is made or done.